


Objective:

- Learn how to access My Maths.

Outcomes:

- ✓ Be clear about how to support maths homework.
- ✓ Help my child enjoy maths at home as well as at school.
- ✓ Be more aware of methods and processes used in schools today.
- ✓ Enjoy maths more myself!

www.mymaths.co.uk



To work as a pupil from Thomas Russell School, use the following information:

Username: thomas1

Password: triangle66

This will give you access to heaps of resources, including:

The screenshot shows the MyMaths.co.uk website interface. At the top, there's a navigation bar with 'MyMaths.co.uk Bringing maths alive', 'Assessment Manager', 'Help', 'Log out', and a search bar. Below this is a 'My portal' login section with fields for 'Username', 'Password', and a 'Login' button. The main content area is titled 'Number' and features a list of resources with icons and difficulty levels. A sidebar on the left lists various math topics like 'Algebra', 'Shape', 'Data', etc. Red arrows point from text labels on the right to specific elements: 'lessons...' points to the 'My portal' login area, 'tools...' points to the resource list, and 'and games.' points to the 'Games' icon in the sidebar.

You can explore as much as you like here.

If your child has been set some homework, they will need to access 'My Portal' to get to it. This information is in your child's homework book.

The screenshot shows the user dashboard after logging in. At the top left is the 'MyMaths' logo. On the right, it says 'Welcome Martha Maths' with a 'Log out' link. Below the header are three tabs: 'Homework', 'Games', and 'Results'. The 'Homework' tab is active, showing a task card for 'Adding number lines' with a due date of '12 October 15'. A cartoon robot character is visible in the bottom left corner. Red arrows point from text labels at the bottom to the 'Homework', 'Games', and 'Results' tabs, and another arrow points from 'Log out' to the 'Log out' link.

Logging in correctly, first with the school's details, followed by your child's username and password, will reveal a page like this with your child's name visible.

Note the three tabs...

Click on the homework task and a screen similar to this will appear.

Adding number lines Due in 6 days

Using number lines to add single digit and two digit numbers.

☑ Try this at home. Can you explain your thinking to an adult?

Start homework **Need practice?**

Level 3 Date set: 12 Oct 15
Number > Add subtract mental > Adding number lines Date due: 19 Oct 15

This is the lesson available.

This is the homework task.

Click on the homework task and your child can get started straightaway.
Getting stuck? Click here to go back to the lesson for a quick refresher.

MyMaths.co.uk Online Homework

Q1 - Using a Number Line Use this number line to help you solve these addition sums.

19 + 9 = 37 + 39 =
47 + 8 = 78 + 46 =
119 + 6 = 27 + 106 =
46 + 29 = 48 + 25 + 8 =

[4] [4]

0 10 20 30 40 50 60 70 80 90 100

Min Max

Adding Number Lines Markit

Click on each of the pages (and  if it appears) to work through the teaching part).

MyMaths.co.uk 13th Oct 2015 Adding on a Number Line

Welcome to MyMaths

INDEX

one	How to add on a single digit number
two	Random Question Generator
three	How to add on a double digit number
four	Random Question Generator
five	Addition Grid - Set your time and go
Tool	Create your own addition grid

Objectives:

- Adding whole numbers up to 2 digits long using a number line.

OVERLAY

Having trouble viewing the screen?

Click on overlay for an easier background.

When the homework task is finished, remember it is VERY important to Checkout!

MyMaths.co.uk Online Homework

Q2 - Farmer McGeever

Farmer McGeever has been counting his sheep. He started off the day with 17 sheep in his field.

He bought 47 sheep from the local market. Fido, his trusty sheep dog, then found another 5 strays.

How many sheep does he have in his field by the end of the day?

No of Sheep =

After all that sheep counting Farmer McGeever slept very well. In the morning he had more adding up to do. He needed 44 metres of fencing to pen the sheep in. He already had 26 metres of fencing in his barn.

How much more fencing did he need to the right amount?



fencing = m [3]

Click **Checkout** to see a summary of your scores.

Adding Number Lines

You have scored 0 out of 6 on this question.

You can try again if you want to...sorry, but it can be a little addictive!!

 **Online Homework** 

.: Thomas Russell Junior School | Martha Maths .:

The Checkout - Here is a round up of all of your scores on this worksheet

Score Sheet

Homework: Adding Number Lines

Question 1: $\frac{3}{8} = 38\%$
Using a Number Line

Question 2: $\frac{0}{6} = 0\%$
Farmer McGeever


Overall: $\frac{3}{14} = 21\%$


Want to try again?


Next

Your 'Best Scores' Sheet

No of Attempts: 2

Question 1: $\frac{6}{8} = 75\%$ 

Question 2: $\frac{0}{6} = 0\%$ 


Overall: $\frac{6}{14} = 43\%$ 




We only ever record your best scores for each question on the Online Homeworks.


Adding Number Lines

Checkout

Remember, even if there is no homework set, there are games to explore.

 Welcome Martha Maths
[Log out](#)

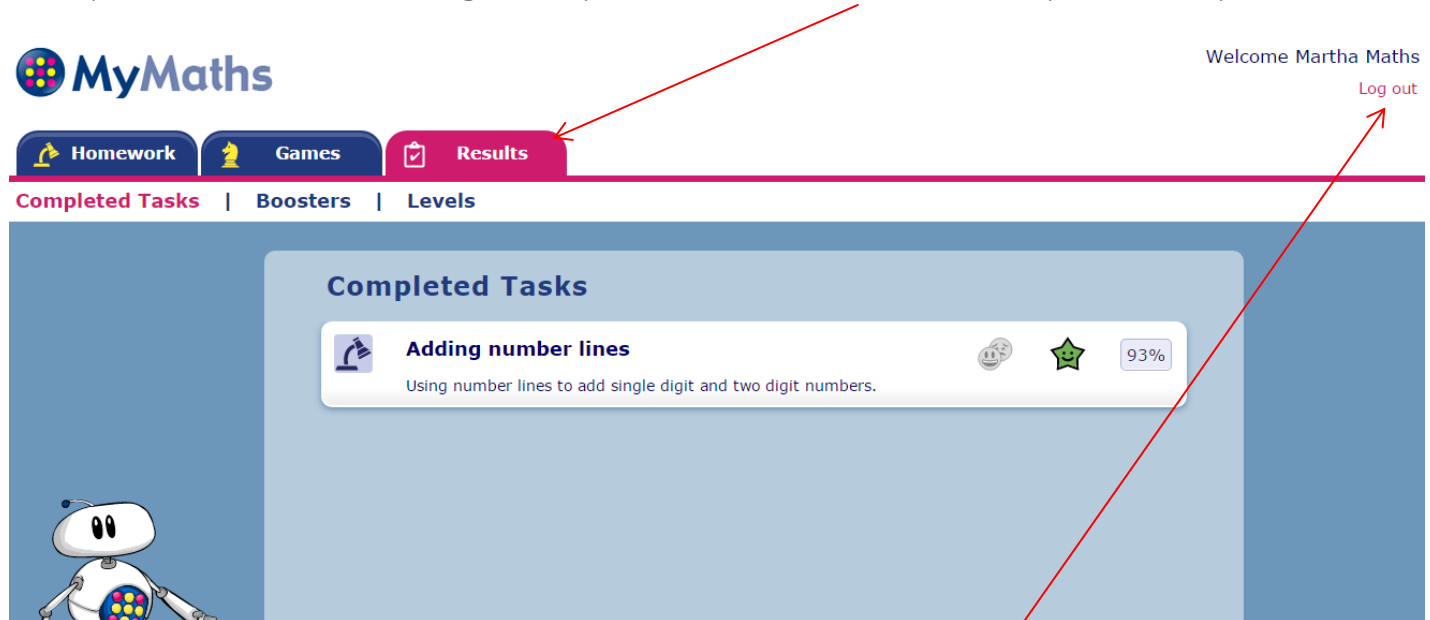
 Homework **Games** Results



You have no MyMaths homework!

Why not try some of our [fun maths games?](#)

Plus you can leave a message for your teacher here or even pick one up!



Please do remember to log out each time after use.

Did you know?

For those children unable to do their homework at home, Mrs Kerr-Delworth runs a Maths Mania / Homework Club, Tuesday lunchtimes.



Or maybe you just love maths and want some extra practice? Pop along – no need to sign up for this club.