

Cookies on Find school and college performance data in England

We use some essential cookies to make this service work.

We'd also like to use analytics cookies so we can understand how you use the service and make improvements.

[Accept analytics cookies](#)

[Reject analytics cookies](#)

[View cookies](#)

GOV.UK

Find school and college performance data in England

BETA Could we improve this service? Your [feedback](#) will help.

[< Back to school overview](#)

[Search](#)

Community school

Thomas Russell Junior School

Ages 7 to 11 • Mixed gender

Primary



2019 data may no longer reflect a school's current performance. [More info](#)

No primary test or assessment data has been published for 2020, 2021 or 2022.

[▼ About these results](#)

This page shows [final](#) results data for pupils who completed [key stage 2](#) in the summer of 2019. These figures were published in March 2020.

Progress score in reading, writing and maths

Reading

Writing

Maths

Average 1.5

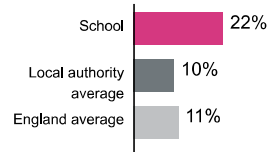
Well above average 3.8

Average 0.7

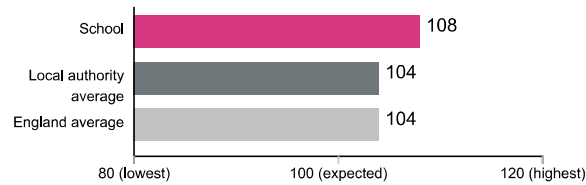
Pupils meeting expected standard in reading, writing and maths ?



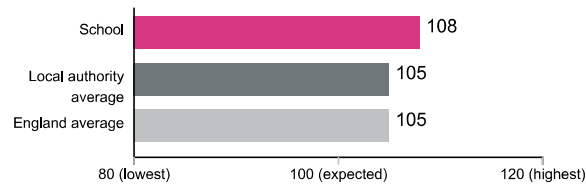
Pupils achieving at a higher standard in reading, writing and maths ?



Average score in reading ?



Average score in maths ?



Junior schools

We know from national data that pupils at junior schools, on average, have higher attainment scores at the end of key stage 2 than pupils at all other primary schools. However, on average, they also have lower progress scores. This may be for a variety of reasons and should be taken into account when comparing their results to schools which start educating their pupils from the beginning of key stage 1.



About this data

▼ [Abbreviations](#)

- LOWCOV = Low coverage: Shown for the 'value added' measure and coverage indicator where schools have less than 50% of pupils included in calculation of the measure
- NA = Not applicable: Figures are either not available for the year in question, or the data field is not applicable to the school or college
- NE = No entries: The school or college did not enter any pupils or students for the qualifications covered by the measure.

For a multi-academy trust, the schools or colleges eligible for inclusion in the trust's performance measures, did not enter any pupils or students for the qualifications covered by the measure

- NEM = No entries: We suppress multi-academy trust (MAT) figures if the MAT has fewer than three schools/colleges with eligible pupils or students in this measure, or where there are 5 or fewer pupils or students covered by the measure.
- NEW = New school or college
- NP = Not published: For example, we do not publish Progress 8 data for independent schools and independent special schools, or breakdowns by disadvantaged and other pupils for independent schools, independent special schools and non-maintained special schools
- RE = Redacted: We redact these figures if they do not allow the calculation of a reliable estimate and therefore don't provide a fair measure of performance. For transparency, we publish the headline information for these providers separately in the national achievement rates tables.
- SN = Small number: The number is subject to rounding and is less than 3
- SP = Small percentage: The percentage is subject to rounding and is between 0% and 0.5%
- SUPP = Suppressed: In certain circumstances we will suppress an establishment's data. This is usually when there are 5 or fewer pupils or students covered by the measure (29 for apprenticeships measures). We avoid making these figures public to protect individual privacy. We may also suppress data on a case-by-case basis.

For a multi-academy trust, we will suppress data when there are 5 or fewer pupils or students, covered by the measure, in total across the establishments eligible for inclusion in the trusts performance measures.

- SUPPM = Suppressed: We suppress multi-academy trust (MAT) figures if the MAT has fewer than three schools/colleges with eligible pupils or students in this measure, or where there are 5 or fewer pupils or students covered by the measure.
- -- = Null: Figures are either not available for the year in question, or the data field is not applicable to the school or college.
- NELIG = Not Eligible: The school, college or multi-academy trust (MAT) was not eligible for inclusion in MAT performance measures in accordance with the rules* on MAT eligibility.

[KS2: \(Page 11\)](#)

[KS4: \(Page 31\)](#)

[16-18: \(Page 69\)](#)

- SUPPMAT = Suppressed MAT: In addition to suppression outlined in SUPP. A multi-academy trust will additionally have its data suppressed for a particular measure if exactly one of the establishments, eligible for inclusion in the trusts performance measures, has its data suppressed. This is to avoid multi-academy trust data inadvertently undoing suppression applied to an establishment.

▼ [Further guidance](#)

Read the [guidance about using the school performance tables](#).

Read more information about the [key stages and the national curriculum](#).

